

BYD



BYD SEAL U DM-i

# BYD SEAL U DM-i Specification

● Standard ○ Optional — Not Available

Exterior	Boost	Design
Metallic paint	●	●
LED headlights, automatic on/off	●	●
LED daytime running lights	●	●
Follow me home (The headlights turned on in advance/delayed off function)	●	●
Dynamic welcome lights	●	●
High Beam Assist (HMA)	●	●
Automatic headlights	●	●
Exterior mirror footlights	●	●
Rear fog light	●	●
LED taillights	●	●
Panoramic sunroof, anti-pinch, electrically adjustable sunshade	●	●
Aluminium roof rail	●	●
Electric tailgate	●	●
19" Bi-colour alloy wheels	●	●
235/50 R19 tyres	●	●
Exterior mirrors, electrically adjustable, electrically folding, heated	●	●
Front windscreen, UV protection, thermal insulation, soundproofing	●	●
Front windscreen, rain-sensing wipers	●	●
Rear windows and rear windscreen, privacy glass	●	●
Interior	Boost	Design
Vegan leather, multi-function steering wheel	●	●
Steering wheel, heated	●	●
Vegan leather seats	●	●
Driver seat, electrically adjustable, 8 ways, position memory	●	●
Driver seat, ventilated, heated, memorized adjustment	●	●
Driver seat, integrated headrest	●	●
Front passenger seat, electrically adjustable, 4 ways	●	●
Front passenger seat, ventilated, heated	●	●
Front passenger seat, integrated headrest	●	●
Rear seats, manually adjustable headrest	●	●
Split folding rear seats, 40:60	●	●
Ambient lighting, multi-colour, rhythm-reactive	●	●
Front seat footlights	●	●
LED front door lights	●	●
LED front reading lights	●	●
LED rear side reading lights	●	●
4 x One-click lift window, anti-pinch	●	●
Front seat sun visors with illuminated mirror	●	●
Auto-dimming rear view mirror	●	●
Rear air vents	●	●
Boot parcel shelf	●	●
12V power output	●	●
Front centre armrest, 2 cupholders	●	●
Rear armrest, 2 cupholders	●	●
PM2.5 filter	●	●
PM2.5 air purification system	●	●
Communications and In-Car Entertainment	Boost	Design
12.3" TFT full LCD instrument panel	●	●
15.6" Electrically rotatable touchscreen	●	●
DAB+ & FM	●	●
Infinity® sound system, 10 speakers	●	●
Head-up Display (HUD)	●	●
Intelligent voice control - "Hi, BYD"	●	●
Onboard 4G connectivity <sup>1</sup>	●	●
Cloud service - BYD APP <sup>1</sup>	●	●
Front USB ports, 1 x 18W Type C, 1 x 60W Type C	●	●
Rear USB ports, 2 x 18W Type C	●	●
Smartphone wireless charging, 2 x 15W	●	●
Android Auto™ & Apple CarPlay <sup>1</sup>	●	●

1. 10 years free cloud service from first activation, 1.0 GB entertainment data per month for free in first 2 years from first activation.

\* Apple CarPlay is a trademark of Apple Inc., registered in the U.S. and other countries. Please check Apple CarPlay's available regions at [www.apple.com/ios/feature-availability/#apple-carplay](http://www.apple.com/ios/feature-availability/#apple-carplay)

\* Android and Android Auto are trademarks of Google LLC. Please check Android Auto's available regions at [g.co/androidauto/requirements](http://g.co/androidauto/requirements).

\* To wirelessly use Android Auto on your car display, you need a compatible Android smartphone with an active data plan. You can check which smartphones are compatible at [g.co/androidauto/requirements](http://g.co/androidauto/requirements).

\* To use Android Auto on your car display, you'll need an Android phone running Android 8 or higher, an active data plan, and the Android Auto app. compatible at [g.co/androidauto/requirements](http://g.co/androidauto/requirements).


Safety	Boost	Design
Driver's airbag	●	●
Front passenger's airbag, deactivation switch	●	●
Front centre airbag	●	●
Front side airbags	●	●
Side curtain airbags	●	●
Pre-tensioned & force limiter front seat belts	●	●
Pre-tensioned outer rear seats belts	●	●
Rear middle seat force limiting seat belt	●	●
ISOFIX and i-Size, front passenger and outer rear seats	●	●
Tyre Pressure Monitoring System (TPMS)	●	●
Child Presence Detection (CPD)	●	●
Anti-theft system	●	●
Auto-lock system	●	●
Mechanical child safety lock	●	●
Emergency call	●	●

Driving Assistance	Boost	Design
Parking radars, front and rear	●	●
360° view camera	●	●
Adaptive Cruise Control (ACC) & Intelligent Cruise Control (ICC)	●	●
Lane Keep Assistance (LKA)	●	●
Blind Spot Detection (BSD)	●	●
Indirect Driver Fatigue Management (DFM)	●	●
Traction Control System (TCS)	●	●
Lane Change Assist (LCA)	●	●
Electronic Brake Distribution (EBD)	●	●
Intelligent Speed Limit Control (ISLC)	●	●
Front Cross Traffic Alert (FCTA) & Front Cross Traffic Brake (FCTB)	●	●
Rear Cross Traffic Alert (RCTA) & Rear Cross Traffic Brake (RCTB)	●	●
Emergency Lane Keeping Assist (ELKA)	●	●
Predictive Collision Warning (PCW)	●	●
Forward Collision Warning (FCW)	●	●
Rear Collision Warning (RCW)	●	●
Lane Departure Warning (LDW)	●	●
Door Opening Warning (DOW)	●	●
Lane Departure Assistant (LDA)	●	●
Electric Parking Brake (EPB)	●	●
Comfort Stop (CST)	●	●
Lane Departure Prevention (LDP)	●	●
Hill Decent Control (HDC)	●	●
Auto Hold	●	●
Automatic Emergency Braking (AEB)	●	●
Traffic Sign Recognition (TSR)	●	●
Hydraulic Brake Assistant (HBA)	●	●
Hydraulic Boost Brake (HBB)	●	●
Controller Deceleration Parking (CDP)	●	●
Vehicle Dynamics Control (VDC)	●	●
Hill Hold Control (HHC)	●	●
Rollover Control System (RMI)	●	●
Brake Override System (BOS)	●	●


Convenience & Efficiency	Boost	Design
Vehicle-to-Load (V2L) function	●	●
Driving modes: Eco, Normal, Sport, Snow	●	—
Driving modes: Eco, Normal, Sport, Snow, Sand, Muddy	—	●
2 x Smart key	●	●
Keyless entry & Keyless start	●	●
11kW On-Board Charger (OBC)	●	●

### Paint Colour Options

	Boost	Design
Delan black	●	●
Time grey	●	●
Snow white	●	●
Tian qing	●	●
Boundless cloud	●	●




Delan black




Time grey



Snow white



Tian qing



Boundless cloud

### Interior Colour Options

	Boost	Design
Black	●	●
Black and brown	●	●



Black



Black and brown

## Technical Data

### Vehicle Weight & Capacity

	Boost	Design
Kerb weight (kg)	1940	2100
Gross vehicle weight (kg)	2350	2510
Max. front axle load (kg)	1230	1275
Max. rear axle load (kg)	1140	1255
Max. roof load (kg)	75	75
Min. turning circle (m)	5.5	5.5
Boot volume (L)	425	425
Boot volume - seats down (L)	1440	1440

### Dimensions (mm)

	Boost	Design
Length	4775	4775
Width	1890	1890
Width with extended exterior mirror	2085	2085
Height	1670	1670
Wheelbase	2765	2765
Front track	1630	1630
Rear track	1630	1630



\* All information and illustrations are based on data available at the time of print and are subject to change without prior notice. Please contact your local BYD dealer for the latest information.

# Technical Data

Engine & Transmission	Boost	Design
System total max power (kW)	160	238
System total max torque (N•m)	300	550
Engine max net power (kW)	72	96
Rev. at max power (rpm)	6000	5200
Engine max torque (N•m)	122	220
Rev. at max torque (rpm)	4000-4500	1500-3500
Electrical motor max power (kW)	145	Front: 150 Rear: 120
Electrical motor max torque (N•m)	300	Front: 300 Rear: 250

Engine & Transmission	Boost	Design
Displacement	1498 cc/1.5 L	1497 cc/1.5 T
Cylinder	4	4
Transmission	Automatic	Automatic

Battery	Boost	Design
Battery type	BYD Blade Battery (LFP)	
Battery capacity (kWh)	18.3	18.3
Nominal voltage (V)	339.2	339.2

CO <sub>2</sub> Emissions	Boost	Design
CO <sub>2</sub> Emissions-combined (g/km)	20.5	26
Emission standard	Euro 6e	Euro 6e
Tank volume (L)	60	60
Fuel type	Petrol	Petrol
Fuel grade, minimum	95 E10	95 E10

WLTP Range & Consumption <sup>2,3</sup>	Boost	Design
Electric range - combined (km)	80	70
Electric range - city (km)	113	98
Range - combined (km)	1080	870
Electric consumption - combined (kWh/100km)	21	23.5
Electric consumption - city (kWh/100km)	14.5	16.1
Fuel Consumption - low (L/100km)	6.7	6.9
Fuel Consumption - medium (L/100km)	3.3	5.9
Fuel Consumption - high (L/100km)	6	6.4
Fuel Consumption - combined (L/100km)	6.4	7.4
Fuel Consumption - weighted combined (L/100km)	0.9	1.2

Charging Time <sup>4,5</sup>	Boost	Design
Charging port	CCS2	CCS2
Max AC charging power	11 kW	11 kW
AC charging time (11kW 3-phase) 15%-100%	120 min	120 min
Max DC charging power	18 kW	18 kW
DC charging time SOC 30%-80%	35 min	35 min

Driving Performance	Boost	Design
Electric motor type	Permanent Magnet Synchronous Motor	
Drive mode	FWD	AWD
Acceleration 0-100km/h (s)	8.9	5.9
Top speed (km/h)	170	180
Drag coefficient (Cd)	0.34	0.34
Front suspension	MacPherson	MacPherson
Rear suspension	Multi-Link	Multi-Link
Brakes	Front Ventilated Disc Brakes Rear Disc Brakes	

2. Power consumption is calculated in accordance with Regulation (EU) 2017-1151.

3. The WLTP range and consumption values are obtained under standard EU test conditions, according to the uniform provisions concerning the approval of motor vehicles with regard to the emissions based on the new World Harmonized Light Vehicle Test Procedure (WLTP). The actual range and energy consumption figures may vary due to a number of factors such as weather conditions, traffic situation, vehicle load and driving behaviours.

4. Charging times and charging speed may vary due to different factors such as battery temperature, specs of charging infrastructure, state of charge. A CCS2 DC charger with the output higher than 100kW and the voltage higher than 500V, as well as the suitable ambient temperature (25°C) are required to achieve the maximum charging speed.

5. The AC charging power can up to 11kW while the actual charging power might be limited at low SOC.

# BYD SEAL U DM-i

## **BYD Europe B.V.**

Scorpius 112, 2132 LR Hoofddorp, Netherlands  
[www.byd.com](http://www.byd.com)